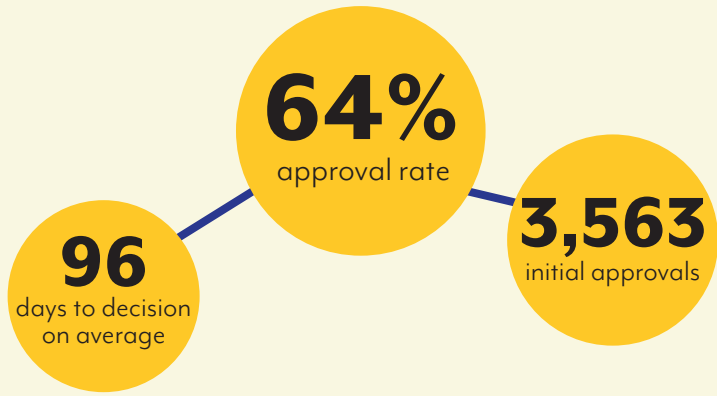
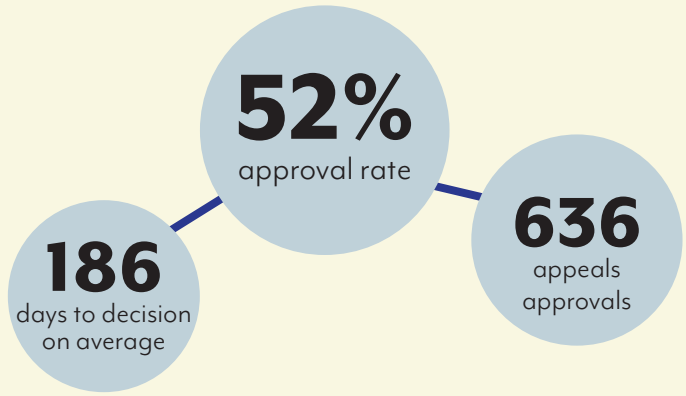


2017 OUTCOMES


INITIAL APPLICATIONS



APPEALS



CUMULATIVE OUTCOMES



FINANCIAL OUTCOMES



TOP STATES

TOP 10 STATES*



1,000+ DECISION STATES



*Inclusion: Cumulative approval rates, at least 200 cumulative decisions, and a 2017 approval rate above the national average. Combined, these states had 10,416 decisions.